

CHIMERA First Login Instructions

1. Enter your email to confirm your CHIMERA client status


Welcome to CHIMERA



Email Address

Submit

2. On the following page, enter the email associated with your CHIMERA account and your old password. **Please note, emails are case sensitive.**



Sign in with your email and password


Email

Password

[Forgot your password?](#)

Sign in

3. You will be asked to enter your email again in order to reset your password. **Please note, emails are case sensitive.**




Reset Your Password

Enter your Email below and we will send a message to reset your password

Password reset required for user due to security reasons.

Reset my password

4. Retrieve the reset password code from your email account and enter it as well as your new password.



We have sent a password reset code by email to d***@u***.edu. Enter it below to reset your password.


Code

New Password

Enter New Password Again

Change Password

5. Ensure your new password meets all requirements.



We have sent a password reset code by email to d***@u***.edu. Enter it below to reset your password.

Code


New Password

Enter New Password Again

- ✓ Password must contain a lower case letter
- ✓ Password must contain an upper case letter
- ✓ Password must contain a special character
- ✓ Password must contain a number
- ✓ Password must contain at least 8 characters

Change Password

6. Disregard the leftover warning message regarding password reset, and login with your email address and new password. **Please note, emails are case sensitive.**



Sign in with your email and password

Password reset required for user due to security reasons.

Email

Password

[Forgot your password?](#)

Sign in